

# LPC SERIES - Deep Cycle

## LPC12-150 (12V150AH)

### Specification

Nominal Voltage	12V	
Nominal Capacity(10HR)	150.0AH	
Dimension	Length	483±3mm (19.02 inches)
	Width	170±2mm (6.69 inches)
	Container Height	238.5±3mm (9.39 inches)
	Total Height (with Terminal)	238.5±3mm (9.39 inches)
	Approx Weight	Approx 43.2 Kg (95.3lbs)
Terminal	T11	
Container Material	ABS	
Rated Capacity	160.8AH/8.04A	(20hr, 1.80V/cell, 25°C/77°F)
	150.0AH/15.0A	(10hr, 1.80V/cell, 25°C/77°F)
	131.6AH/26.3A	(5hr, 1.75V/cell, 25°C/77°F)
	119.3AH/39.8A	(3hr, 1.75V/cell, 25°C/77°F)
	96.9AH/96.9A	(1hr, 1.60V/cell, 25°C/77°F)
Max. Discharge Current	1500A (5s)	
Internal Resistance	Approx 2.5mΩ	
Operating Temp. Range	Discharge	-15~50°C (5~122°F)
	Charge	0~40°C (32~104°F)
	Storage	-15~40°C (5~104°F)
Nominal Operating Temp. Range	25±3°C (77±5°F)	
Cycle Use	Initial Charging Current less than 45.0A. Voltage 14.4V~15.0V at 25°C(77°F)Temp. Coefficient -30mV/°C	
	Standby Use No limit on Initial Charging Current Voltage 13.5V~13.8V at 25°C(77°F)Temp. Coefficient -20mV/°C	
Capacity affected by Temperature	40°C (104°F)	103%
	25°C (77°F)	100%
	0°C (32°F)	86%
Self Discharge	Leoch LPC series batteries may be stored for up to 6 months at 25°C(77°F) and then a freshening charge is required. For higher temperatures the time interval will be shorter.	



### Applications

- ◆ Electric tools
- ◆ Vehicle in place of walking
- ◆ Lawn mowers
- ◆ Golf trolleys and golf cart
- ◆ Portable apparatus, lights and instruments;
- ◆ Electric toys
- ◆ Illumination light
- ◆ Fire alarms
- ◆ Portable power
- ◆ Wheelchairs
- ◆ Medical equipments.



### Constant Current Discharge (Amperes) at 25 °C (77°F)

F.V/Time	10min	15min	20min	30min	45min	1h	2h	3h	4h	5h	6h	8h	10h	20h
1.85V/cell	219.6	184.8	161.5	116.2	92.3	74.9	46.5	36.3	29.4	23.9	20.8	17.0	14.2	7.97
1.80V/cell	280.6	223.3	190.9	137.1	107.3	83.9	50.8	39.0	31.4	25.6	22.3	18.0	15.0	8.04
1.75V/cell	308.3	243.9	205.3	142.3	111.4	87.8	52.7	39.8	32.1	26.3	23.0	18.3	15.2	8.12
1.70V/cell	336.1	260.4	215.8	148.2	115.8	90.5	54.8	40.9	32.9	27.0	23.4	18.6	15.3	8.27
1.65V/cell	362.7	276.9	229.2	156.3	118.7	93.6	56.3	42.6	34.1	27.7	23.9	18.9	15.6	8.37
1.60V/cell	393.8	296.1	244.2	165.0	123.8	96.9	58.2	43.9	35.1	28.6	24.5	19.1	15.8	8.42

### Constant Power Discharge (Watts/cell) at 25 °C (77°F)

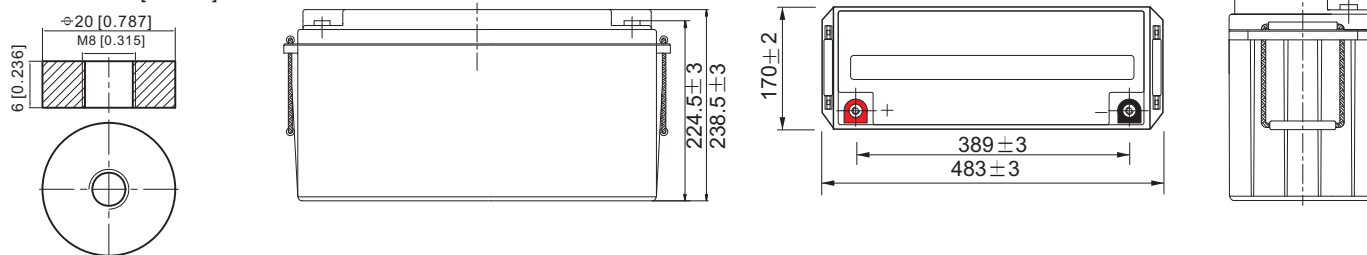
F.V/Time	10min	15min	20min	30min	45min	1h	2h	3h	4h	5h	6h	8h	10h	20h
1.85V/cell	409.8	348.4	307.7	223.3	178.5	145.4	90.7	70.9	57.5	46.9	41.1	33.6	28.0	15.9
1.80V/cell	516.6	414.7	358.2	260.3	205.9	161.9	98.3	75.9	61.1	50.2	44.0	35.6	29.7	16.1
1.75V/cell	560.6	448.6	382.2	268.9	212.7	168.7	101.7	77.1	62.4	51.4	45.1	36.2	30.0	16.2
1.70V/cell	602.5	475.4	399.4	278.8	220.6	173.6	105.5	79.0	63.9	52.6	46.0	36.7	30.2	16.5
1.65V/cell	645.6	502.2	422.3	292.8	225.2	178.8	108.1	82.2	65.9	54.0	46.9	37.2	30.8	16.7
1.60V/cell	689.0	530.7	445.2	306.0	232.6	183.7	111.1	84.3	67.7	55.5	47.8	37.5	31.1	16.8

Specifications subject to change without notice.

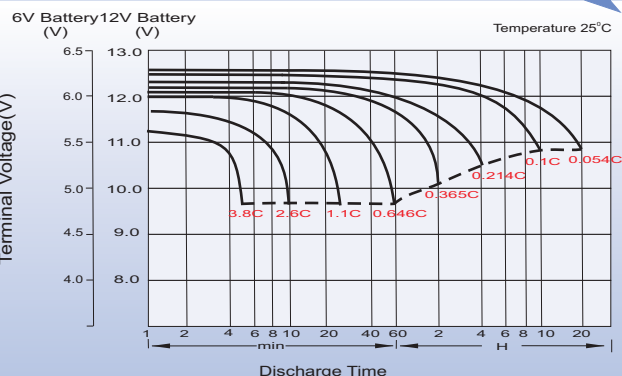
## Dimensions

### T11 Terminal

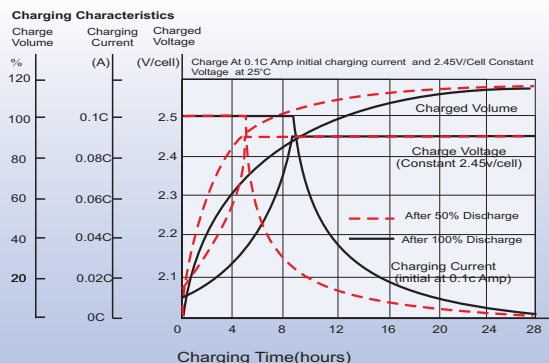
Unit: mm [inches]



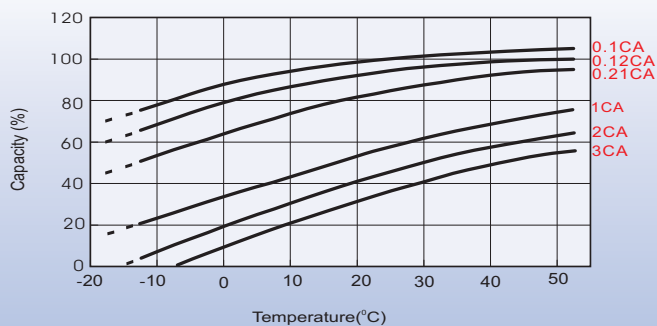
## Discharge Characteristics



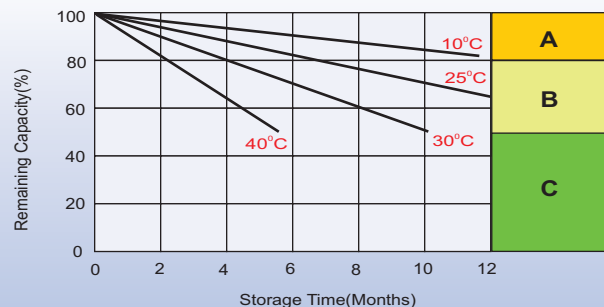
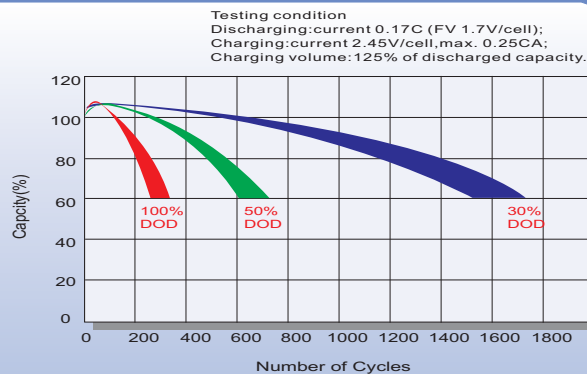
## Charging Characteristics (cycle use)



## Temperature Effects in Relation to Battery Capacity



## Cycle Life in Relation to Depth of Discharge



## Self Discharge Characteristics

- A** No supplementary charge required  
(Carry out supplementary charge before use if 100% capacity is required.)
- B** Supplementary charge required before use. Optional charging way as below:
  1. Charged for above 3 days at limited current 0.25CA and constant volatge 2.25V/cell.
  2. Charged for above 20hours at limited current 0.25CA and constant volatge 2.45V/cell.
  3. Charged for 8~10hours at limited current 0.05CA .
- C** Supplementary charge may often fail to recover the capacity.  
The battery should never be left standing till this is reached.

## Sales Office

### China sales office:

Add: 5th Floor, Xinbaohui Bldg., Nanhai Blvd.,  
Nanshan, Shenzhen, China. 518052  
Tel: +86-755-86036060 (100 lines)  
Fax: +86-755-26067269  
E-mail: export@leoch.com  
Http://www.leoch.com

### HongKong sales office:

Workshop C, 33/F, TML Tower,  
No. 3 Hoi Shing Road, Tsuen Wan,  
New Territories, Hong Kong  
Tel: +852 35786666  
Fax: +852 21170016  
E-mail: sales.hk@leoch.com

### Singapore sales office:

Add: No. 1 Tech Park Crescent,  
Singapore 638131  
Tel: +65 68636078  
Fax: +65 68636079  
Email sales.sg@leoch.com  
Http://www.leoch.com

### North America sales office:

Add: 19751 Descartes, Unit A,  
Foothill Ranch, CA 92610, USA  
Tel: 949-588-5853  
Fax: 949-588-5966  
E-mail: sales@leoch.us  
Http://www.leoch.com

### Europe sales office:

Add: 9B Wheatstone Court. Waterwells  
Business Park, Gloucester, GL2-2AQ,  
UK United Kingdom  
Tel: +44(0) 1452 729428 / 1452 729696  
Fax: +44 (0)1452-690125  
E-mail: Sales.Europe@leoch.com